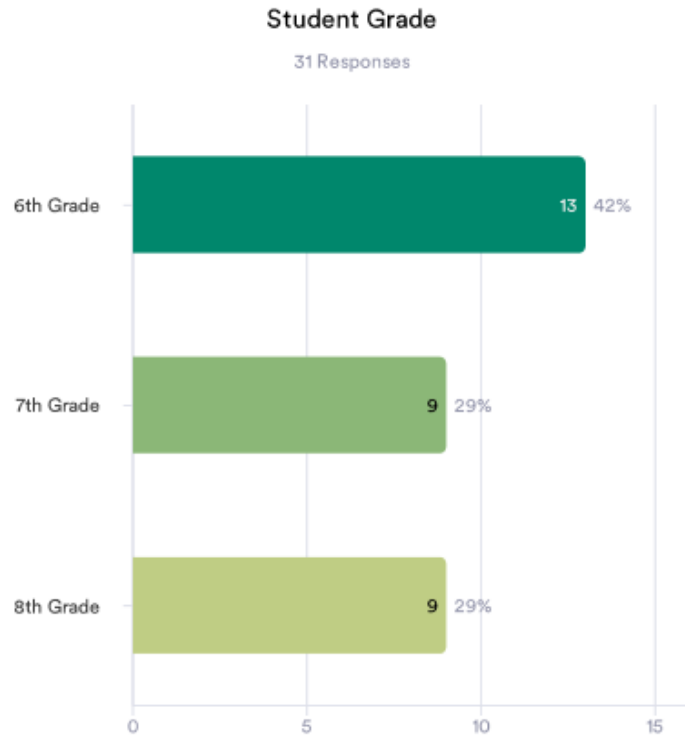
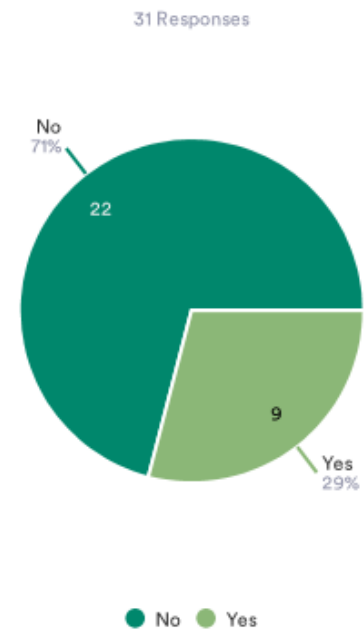


**6th-8th Grade Student Growth Survey  
2022-2023 A**

## 6th-8th Grade Student Growth Survey 2022-2023 A



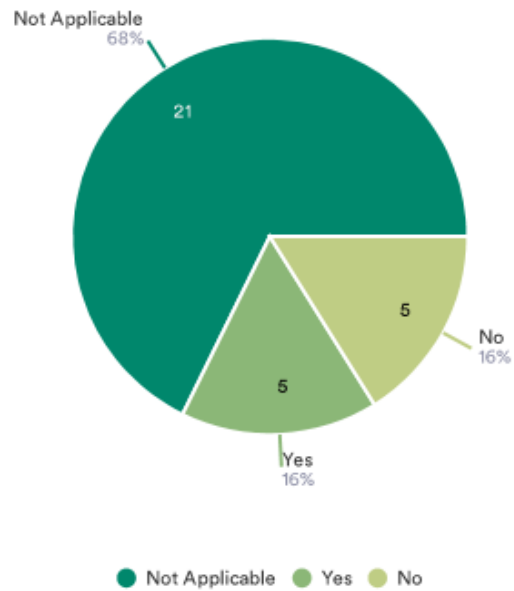
1. Did this student need to improve their engagement in learning related to behavioral factors including attendance, completing assignments, coming to class prepared and participating in class and school activities?



## 6th-8th Grade Student Growth Survey 2022-2023 A

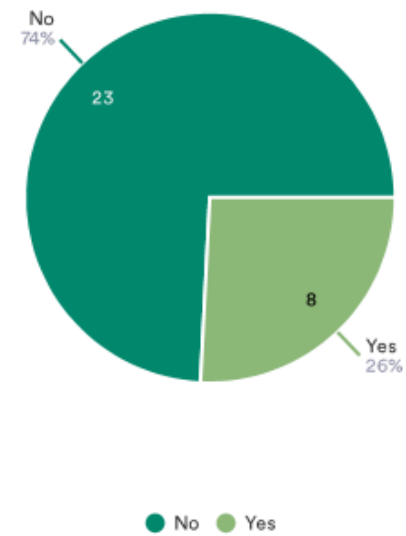
2. If yes, did you see improvement over the year in their behavioral engagement in learning?

31 Responses



3. Did this student need to improve in their engagement related to emotional factors including liking school and feeling connected to the school culture?

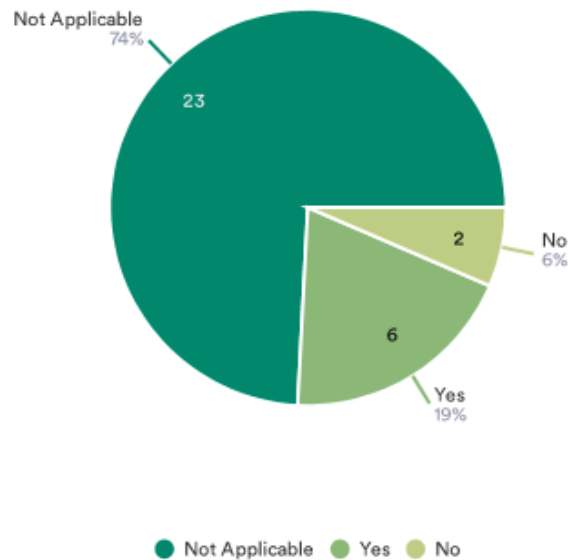
31 Responses



## 6th-8th Grade Student Growth Survey 2022-2023 A

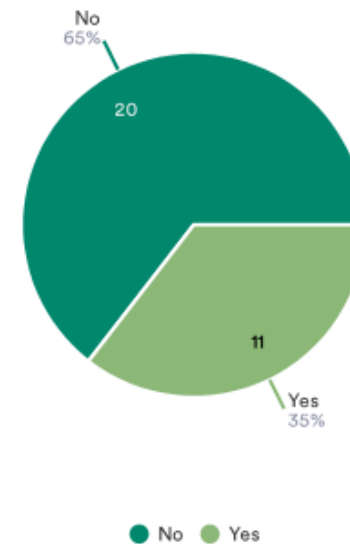
4. If yes, did you see improvement in this student's emotional engagement?

31 Responses



5. Did this student need to improve their engagement in learning related to cognitive factors including making an effort to do well in school, perseverance when learning is hard, and a belief that they can learn?

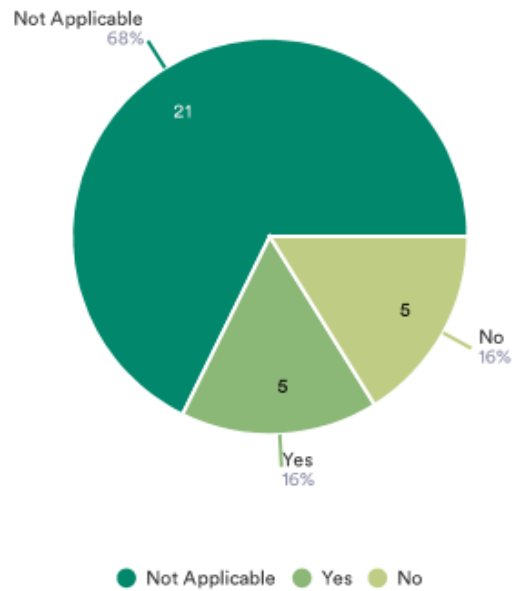
31 Responses



## 6th-8th Grade Student Growth Survey 2022-2023 A

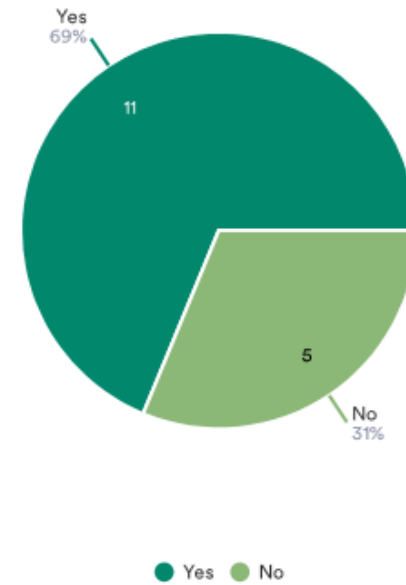
6. If yes, did you see improvement in this students cognitive engagement?

31 Responses



7. Did this student have at least 90% school day attendance last year?

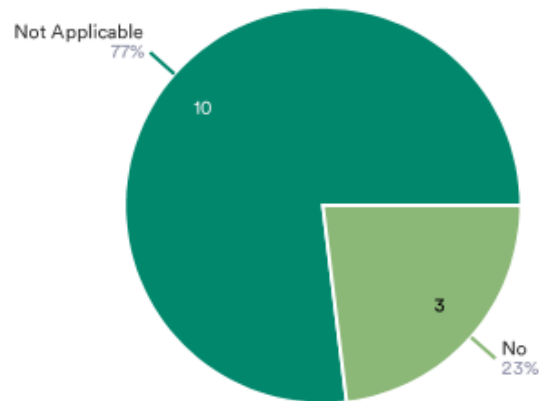
16 Responses- 15 Empty



## 6th-8th Grade Student Growth Survey 2022-2023 A

8. If not, did the student improve to at least 90% school day attendance this year?

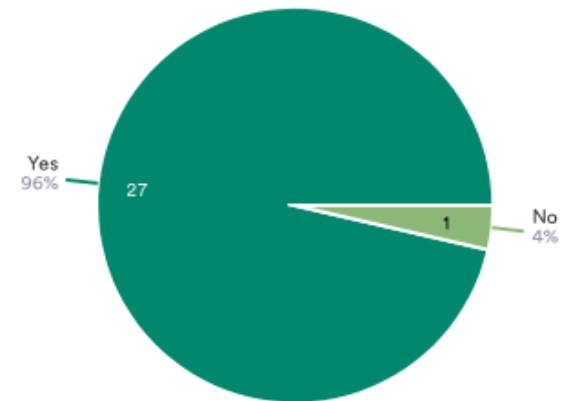
13 Responses- 18 Empty



● Not Applicable ● No

9. Has this student shown growth in English language arts proficiency as measured by WyTOPP compared to last year?

28 Responses- 3 Empty

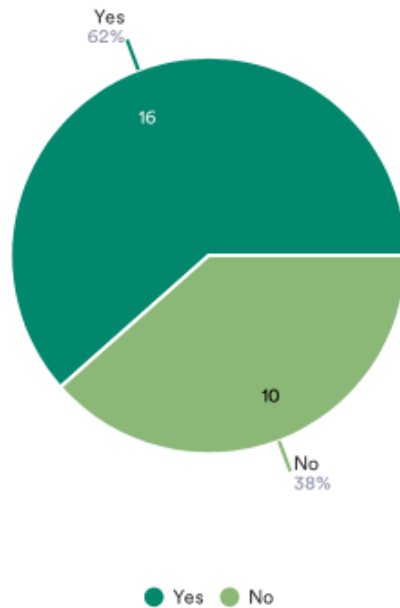


● Yes ● No

## 6th-8th Grade Student Growth Survey 2022-2023 A

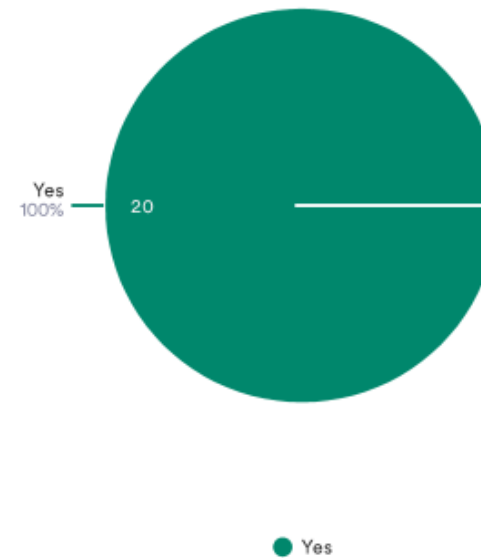
11. Is this student proficient in English Language Arts as measured by local assessments?

26 Responses- 5 Empty



12. Has this student shown growth in math as measured by WyTOPP compared to last year?

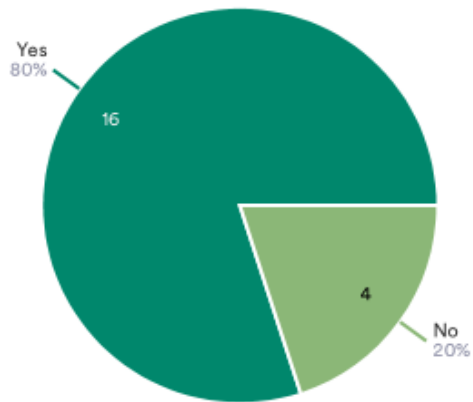
20 Responses- 11 Empty



## 6th-8th Grade Student Growth Survey 2022-2023 A

13. Is this student proficient in mathematics as measured by local assessments?

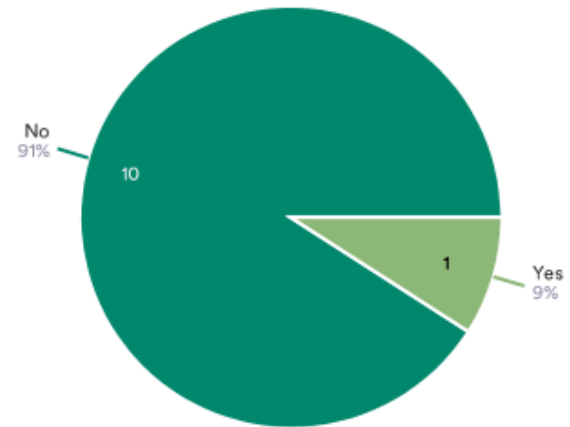
20 Responses- 11 Empty



● Yes ● No

15. Did the student have a prior year GPA of less than 3.0?

11 Responses- 20 Empty



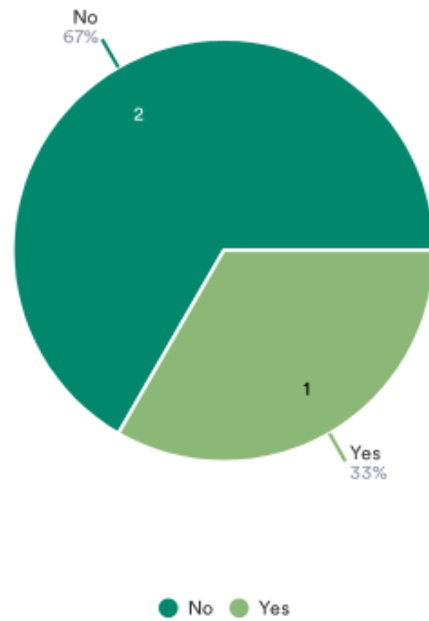
● No ● Yes



## 6th-8th Grade Student Growth Survey 2022-2023 A

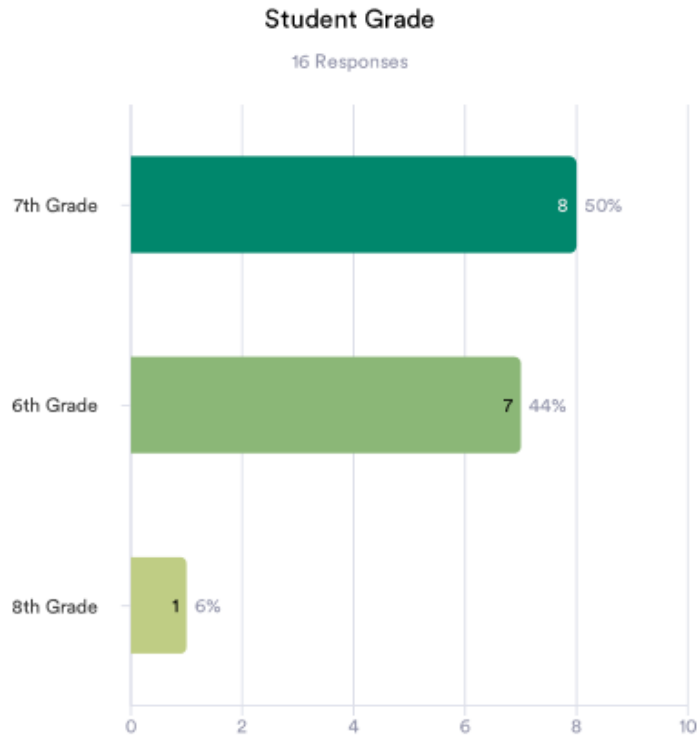
16. If yes, did the student improve their GPA this year?

3 Responses- 28 Empty

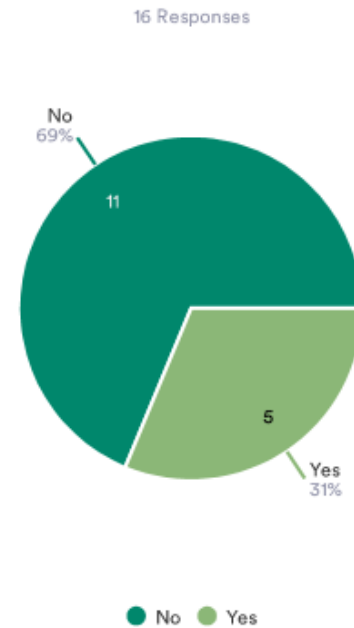


**6th-8th Grade Student Growth Survey  
2022-2023 B**

## 6th-8th Grade Student Growth Survey 2022-2023 B



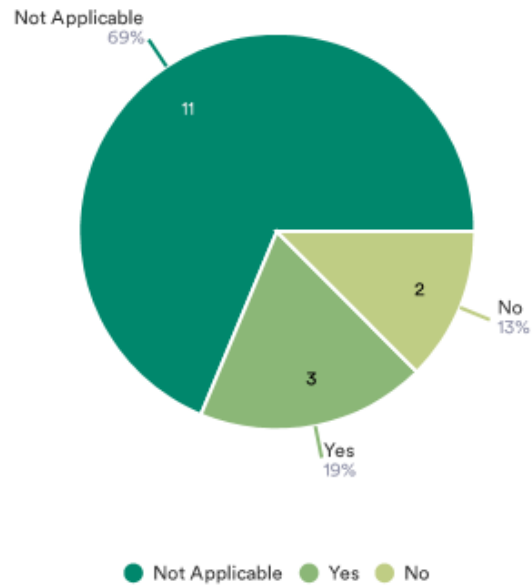
1. Did this student need to improve their engagement in learning related to behavioral factors including attendance, completing assignments, coming to class prepared and participating in class and school activities?



## 6th-8th Grade Student Growth Survey 2022-2023 B

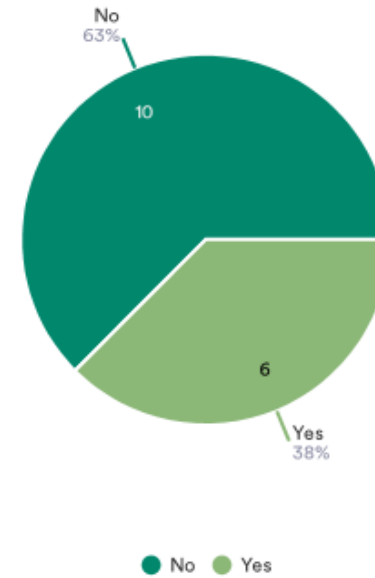
2. If yes, did you see improvement over the year in their behavioral engagement in learning?

16 Responses



3. Did this student need to improve in their engagement related to emotional factors including liking school and feeling connected to the school culture?

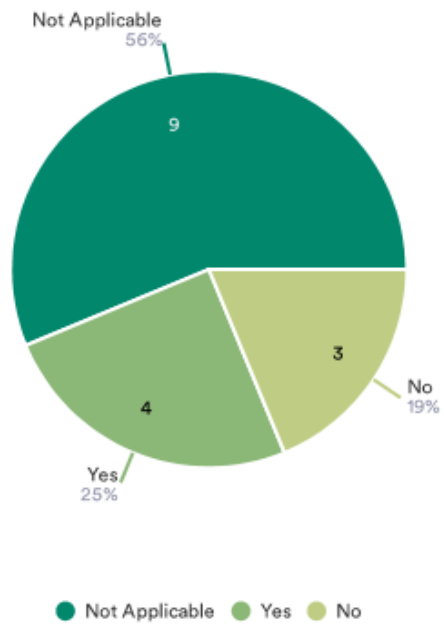
16 Responses



## 6th-8th Grade Student Growth Survey 2022-2023 B

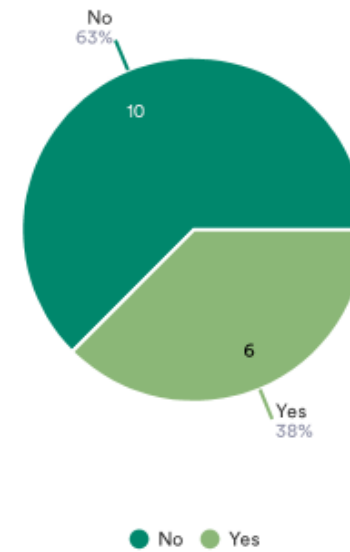
4. If yes, did you see improvement in this student's emotional engagement?

16 Responses



5. Did this student need to improve their engagement in learning related to cognitive factors including making an effort to do well in school, perseverance when learning is hard, and a belief that they can learn?

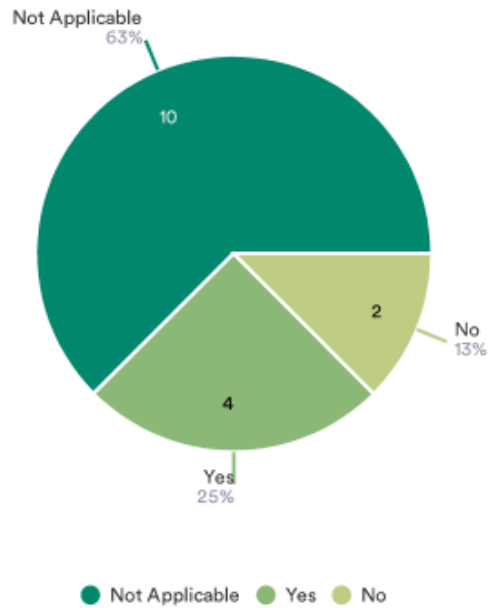
16 Responses



## 6th-8th Grade Student Growth Survey 2022-2023 B

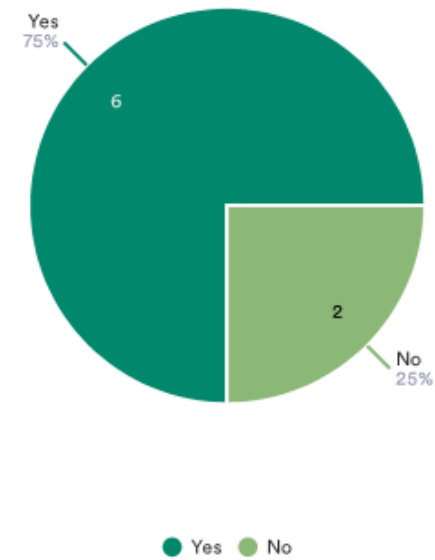
6. If yes, did you see improvement in this students cognitive engagement?

16 Responses



7. Did this student have at least 90% school day attendance last year?

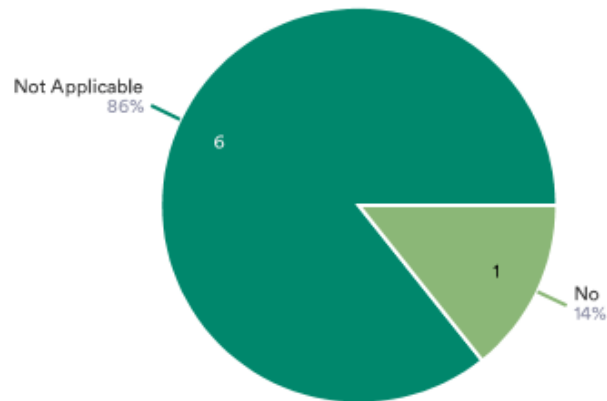
8 Responses- 8 Empty



## 6th-8th Grade Student Growth Survey 2022-2023 B

8. If not, did the student improve to at least 90% school day attendance this year?

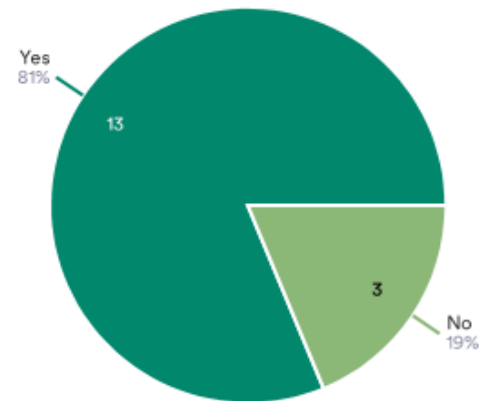
7 Responses- 9 Empty



● Not Applicable ● No

9. Has this student shown growth in English language arts proficiency as measured by WyTOPP compared to last year?

16 Responses

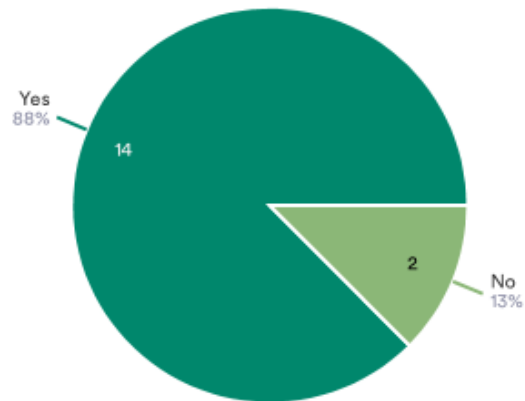


● Yes ● No

## 6th-8th Grade Student Growth Survey 2022-2023 B

11. Is this student proficient in English Language Arts as measured by local assessments?

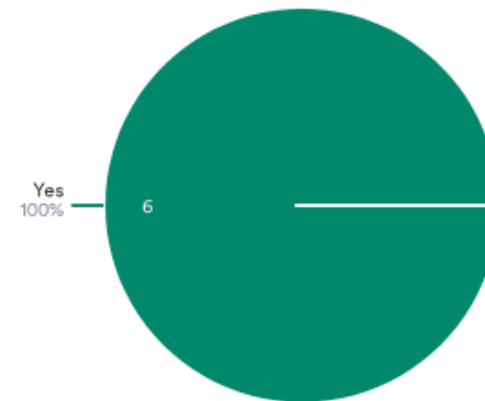
16 Responses



● Yes ● No

12. Has this student shown growth in math as measured by WyTOPP compared to last year?

6 Responses- 10 Empty



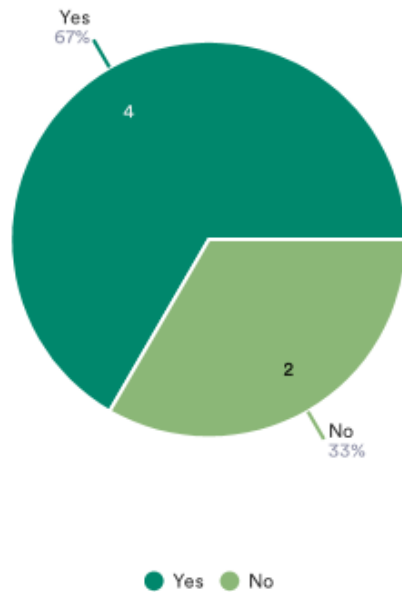
● Yes



## 6th-8th Grade Student Growth Survey 2022-2023 B

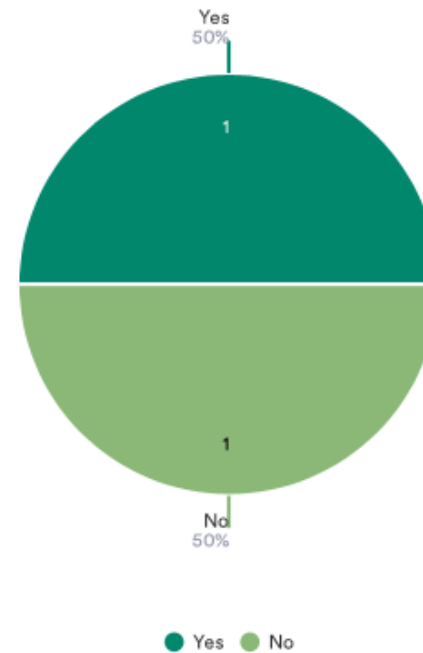
13. Is this student proficient in mathematics as measured by local assessments?

6 Responses- 10 Empty



15. Did the student have a prior year GPA of less than 3.0?

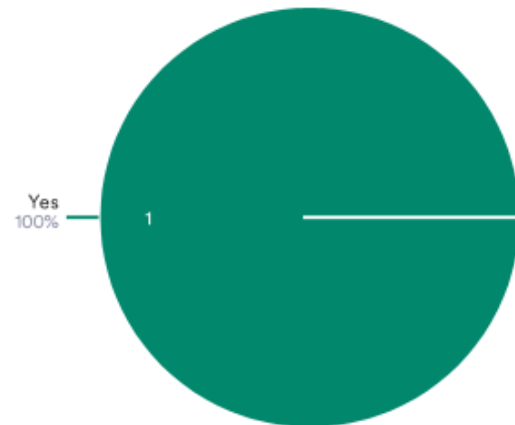
2 Responses- 14 Empty



## 6th-8th Grade Student Growth Survey 2022-2023 B

16. If yes, did the student improve their GPA this year?

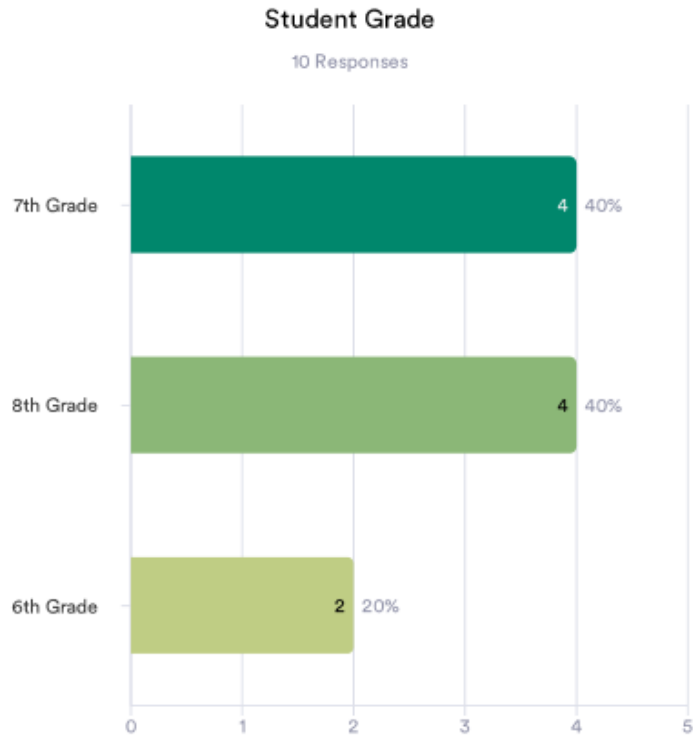
1 Response - 15 Empty



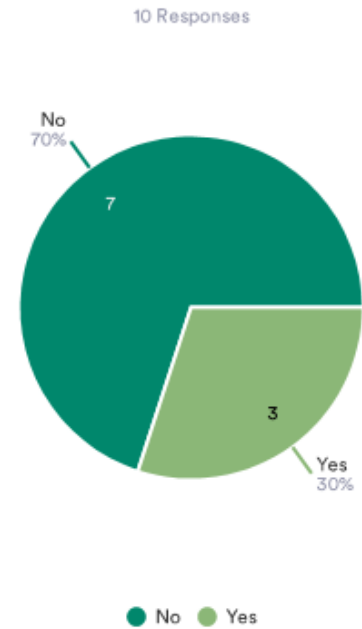
● Yes

**6th-8th Grade Student Growth Survey  
2022-2023 C**

## 6th-8th Grade Student Growth Survey 2022-2023 C



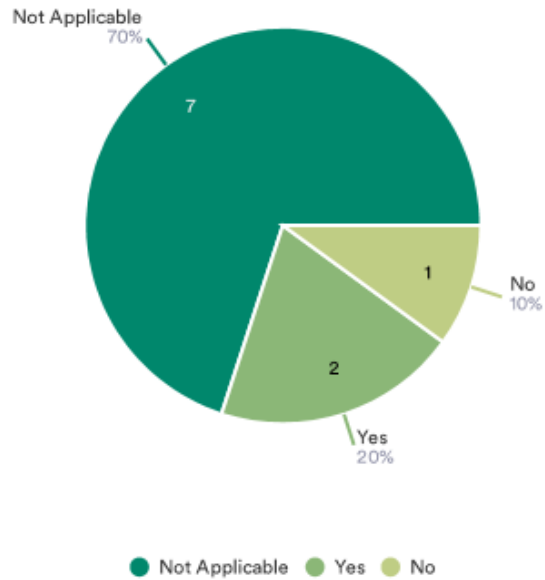
1. Did this student need to improve their engagement in learning related to behavioral factors including attendance, completing assignments, coming to class prepared and participating in class and school activities?



## 6th-8th Grade Student Growth Survey 2022-2023 C

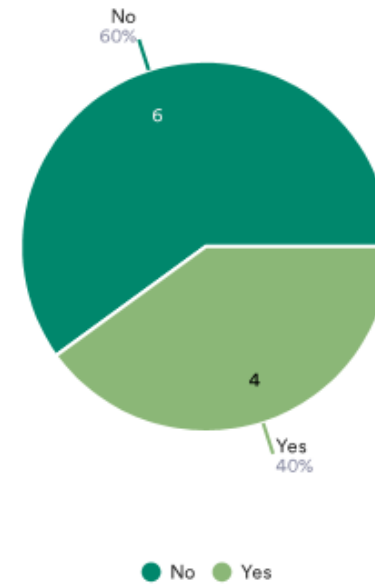
2. If yes, did you see improvement over the year in their behavioral engagement in learning?

10 Responses



3. Did this student need to improve in their engagement related to emotional factors including liking school and feeling connected to the school culture?

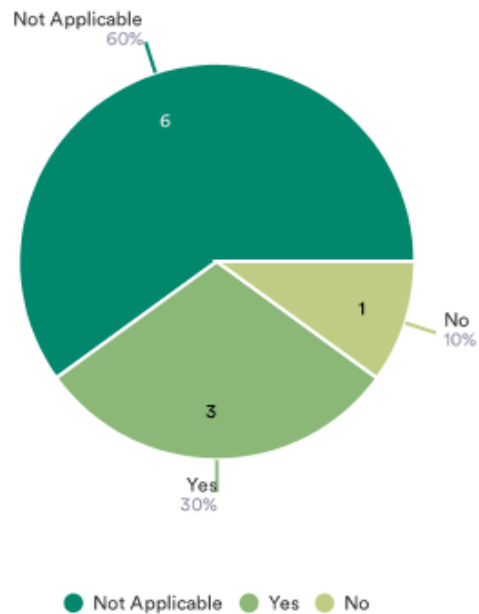
10 Responses



## 6th-8th Grade Student Growth Survey 2022-2023 C

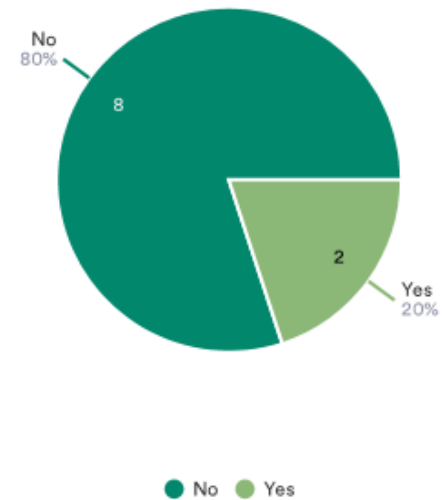
4. If yes, did you see improvement in this student's emotional engagement?

10 Responses



5. Did this student need to improve their engagement in learning related to cognitive factors including making an effort to do well in school, perseverance when learning is hard, and a belief that they can learn?

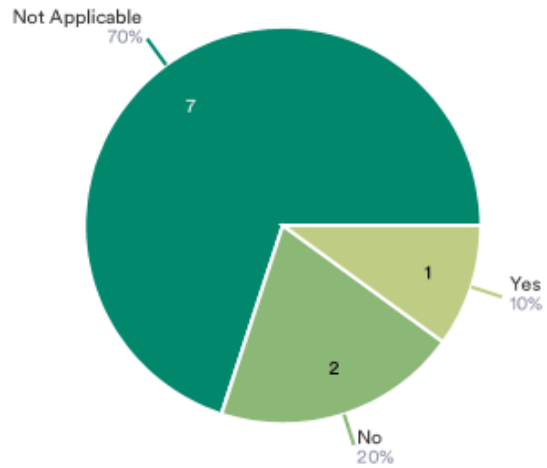
10 Responses



## 6th-8th Grade Student Growth Survey 2022-2023 C

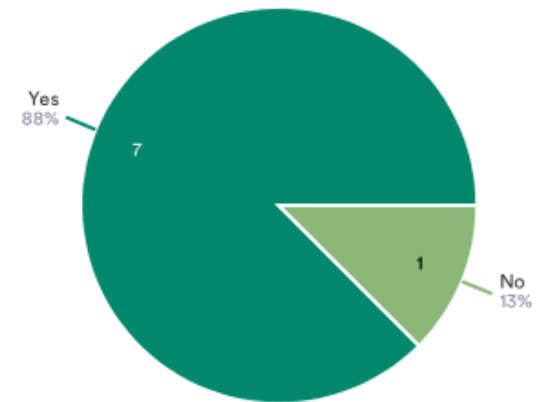
6. If yes, did you see improvement in this students cognitive engagement?

10 Responses



7. Did this student have at least 90% school day attendance last year?

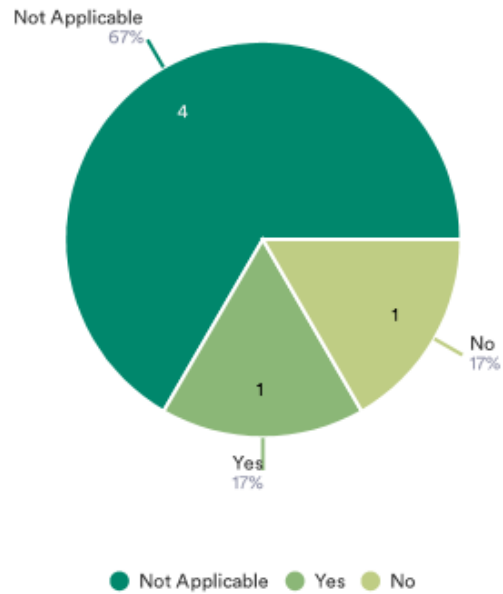
8 Responses- 2 Empty



## 6th-8th Grade Student Growth Survey 2022-2023 C

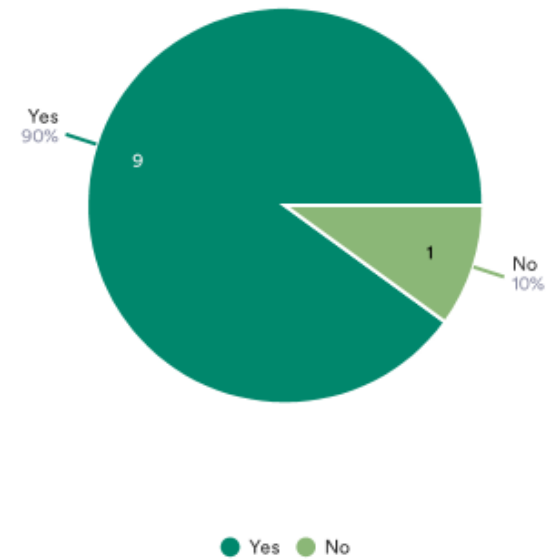
8. If not, did the student improve to at least 90% school day attendance this year?

6 Responses- 4 Empty



9. Has this student shown growth in English language arts proficiency as measured by WyTOPP compared to last year?

10 Responses

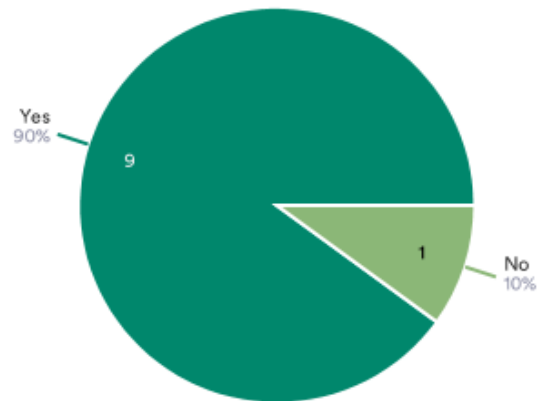




## 6th-8th Grade Student Growth Survey 2022-2023 C

11. Is this student proficient in English Language Arts as measured by local assessments?

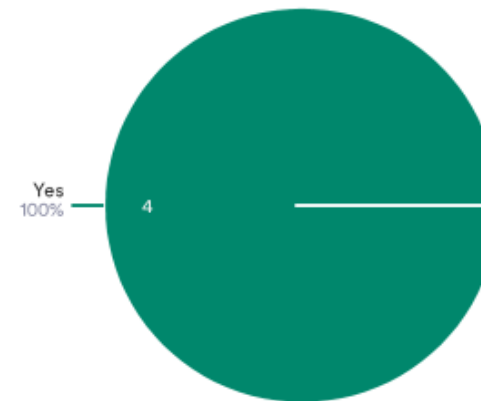
10 Responses



● Yes ● No

12. Has this student shown growth in math as measured by WyTOPP compared to last year?

4 Responses- 6 Empty

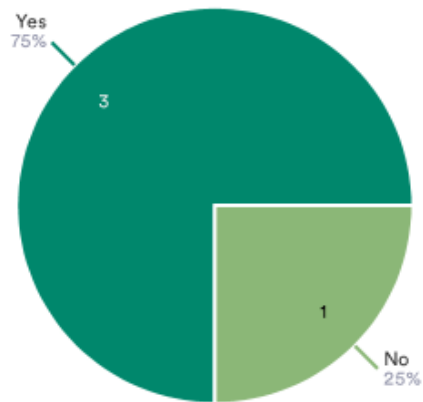


● Yes

## 6th-8th Grade Student Growth Survey 2022-2023 C

13. Is this student proficient in mathematics as measured by local assessments?

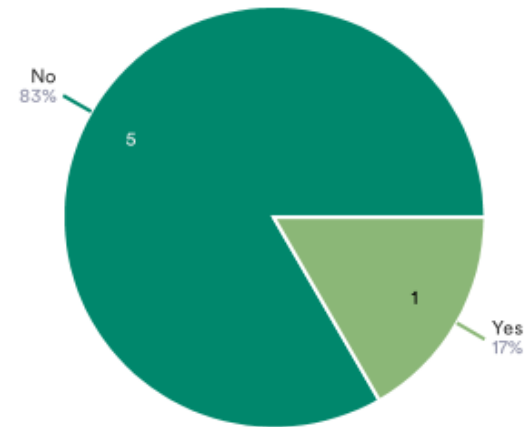
4 Responses- 6 Empty



● Yes ● No

15. Did the student have a prior year GPA of less than 3.0?

6 Responses- 4 Empty

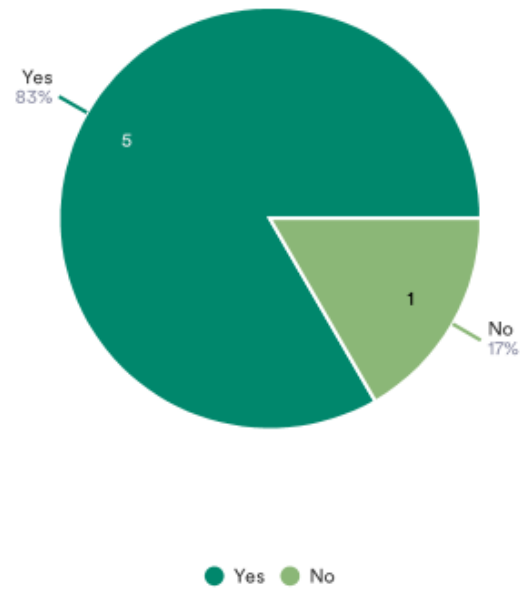


● No ● Yes

## 6th-8th Grade Student Growth Survey 2022-2023 C

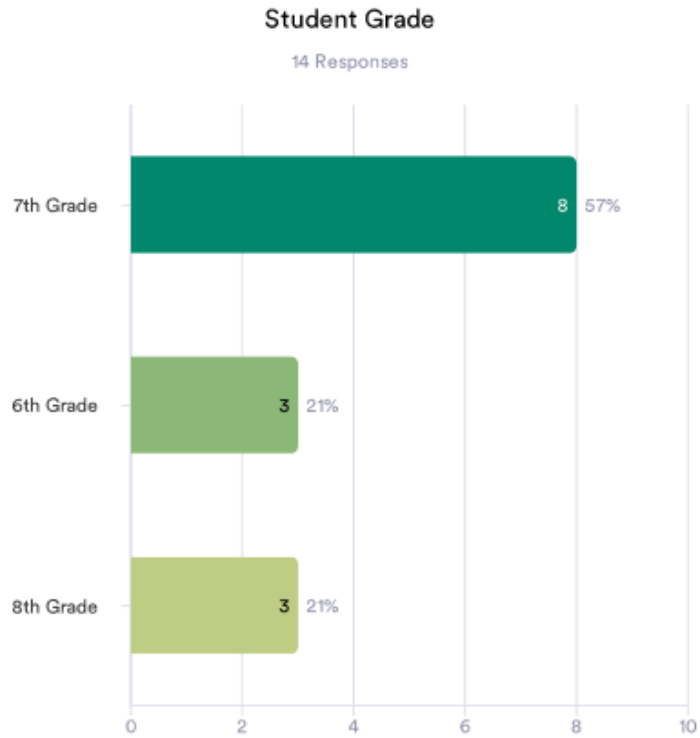
16. If yes, did the student improve their GPA this year?

6 Responses- 4 Empty

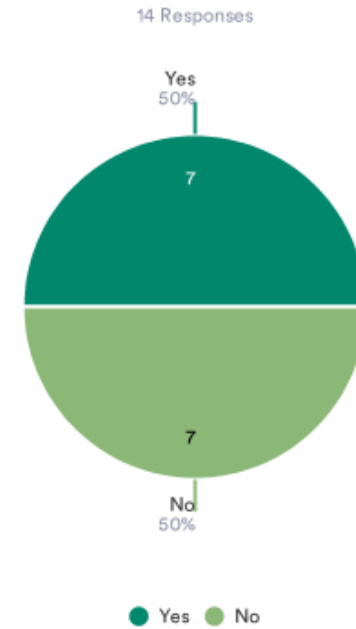


**6th-8th Grade Student Growth Survey  
2022-2023 D**

## 6th-8th Grade Student Growth Survey 2022-2023 D



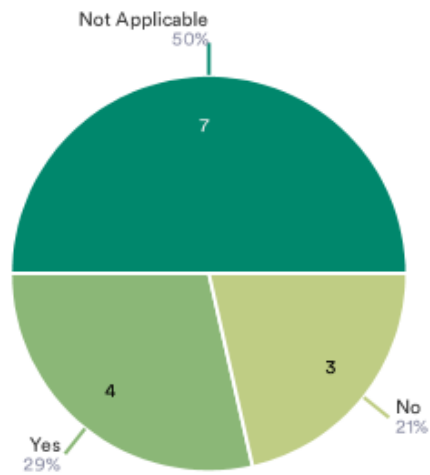
1. Did this student need to improve their engagement in learning related to behavioral factors including attendance, completing assignments, coming to class prepared and participating in class and school activities?



## 6th-8th Grade Student Growth Survey 2022-2023 D

2. If yes, did you see improvement over the year in their behavioral engagement in learning?

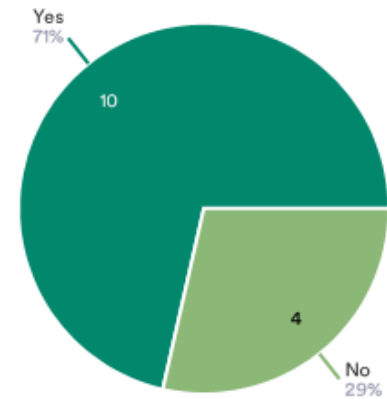
14 Responses



● Not Applicable ● Yes ● No

3. Did this student need to improve in their engagement related to emotional factors including liking school and feeling connected to the school culture?

14 Responses

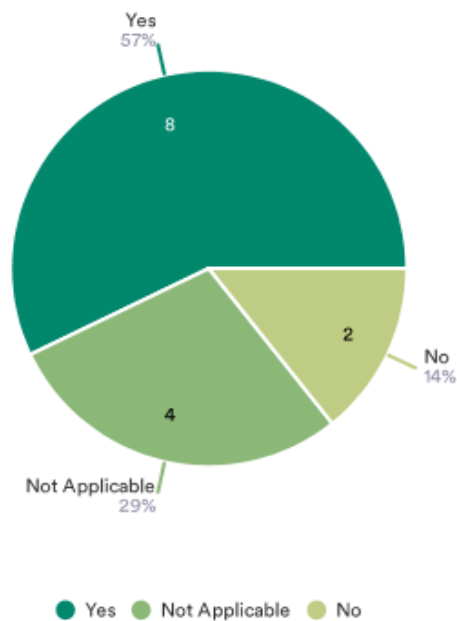


● Yes ● No

## 6th-8th Grade Student Growth Survey 2022-2023 D

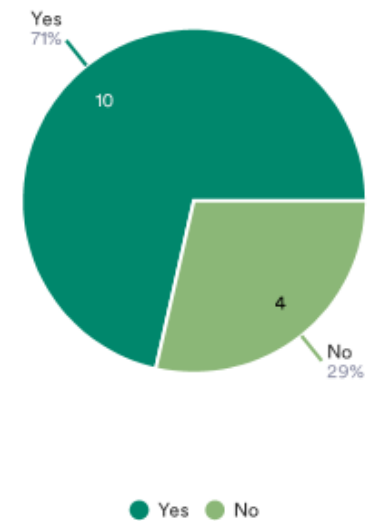
4. If yes, did you see improvement in this student's emotional engagement?

14 Responses



5. Did this student need to improve their engagement in learning related to cognitive factors including making an effort to do well in school, perseverance when learning is hard, and a belief that they can learn?

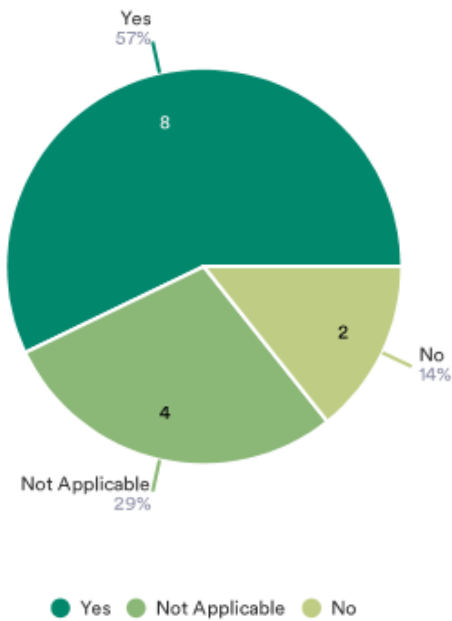
14 Responses



## 6th-8th Grade Student Growth Survey 2022-2023 D

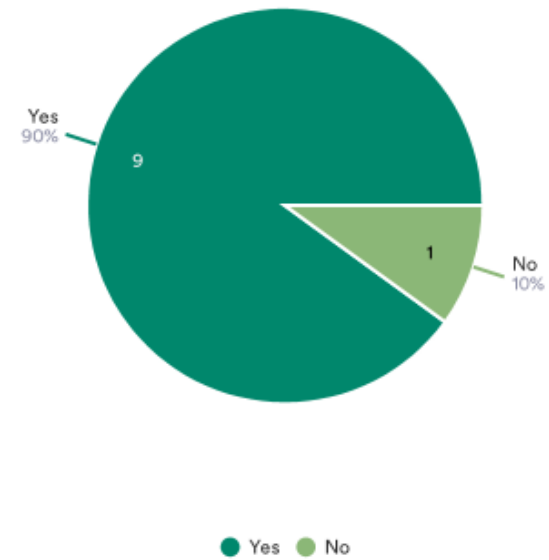
6. If yes, did you see improvement in this students cognitive engagement?

14 Responses



7. Did this student have at least 90% school day attendance last year?

10 Responses- 4 Empty

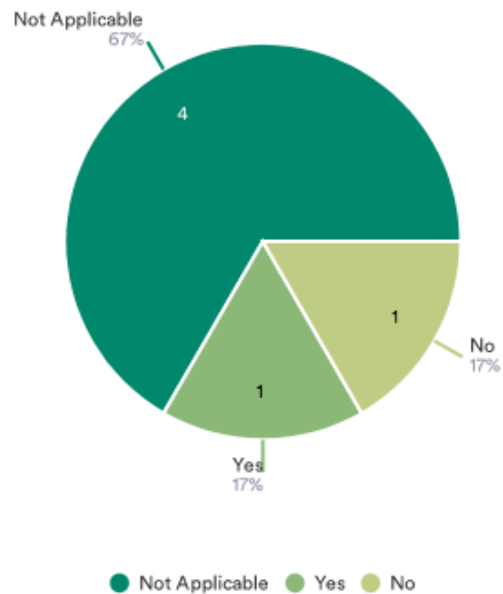




## 6th-8th Grade Student Growth Survey 2022-2023 D

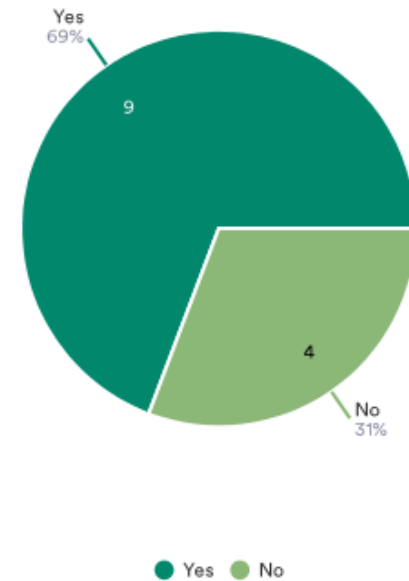
8. If not, did the student improve to at least 90% school day attendance this year?

6 Responses- 8 Empty



9. Has this student shown growth in English language arts proficiency as measured by WyTOPP compared to last year?

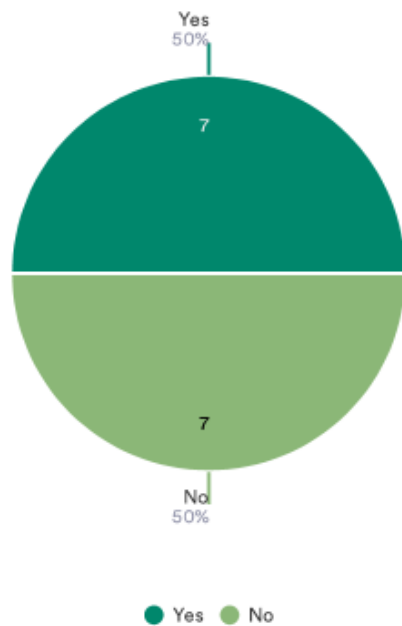
13 Responses- 1 Empty



## 6th-8th Grade Student Growth Survey 2022-2023 D

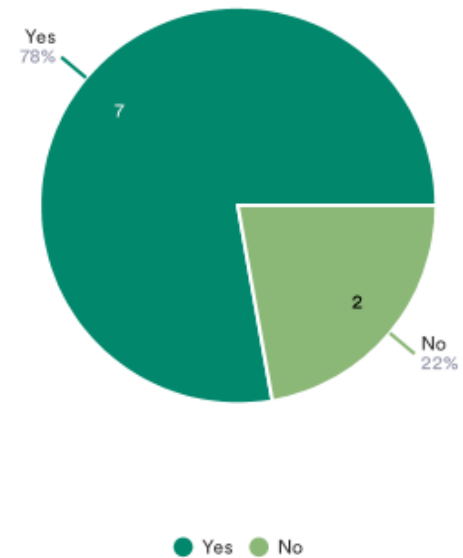
11. Is this student proficient in English Language Arts as measured by local assessments?

14 Responses



12. Has this student shown growth in math as measured by WyTOPP compared to last year?

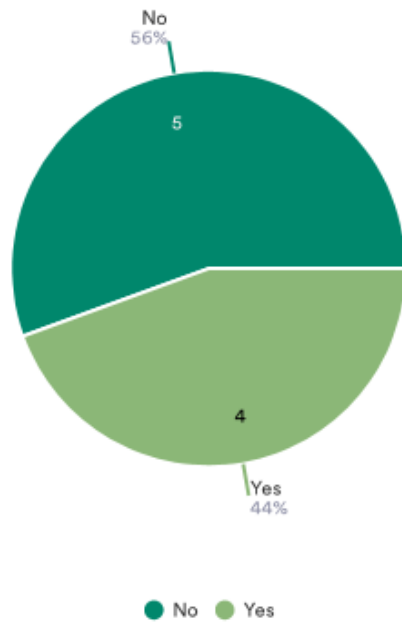
9 Responses- 5 Empty



## 6th-8th Grade Student Growth Survey 2022-2023 D

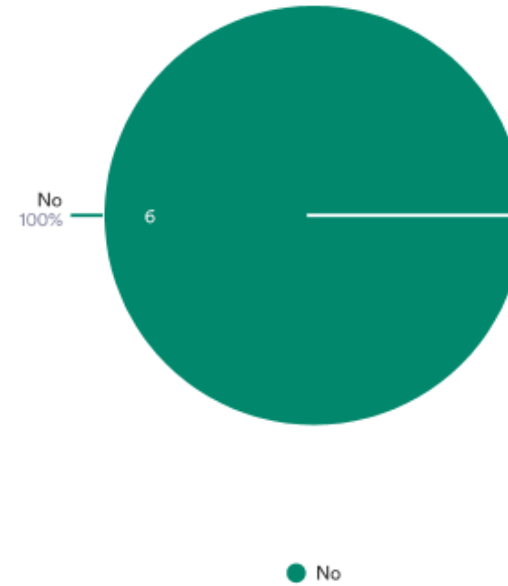
13. Is this student proficient in mathematics as measured by local assessments?

9 Responses- 5 Empty



15. Did the student have a prior year GPA of less than 3.0?

6 Responses- 8 Empty



## 6th-8th Grade Student Growth Survey 2022-2023 D

16. If yes, did the student improve their GPA this year?

5 Responses- 9 Empty

